


## Rollercoaster Writing






Step 1: Build or draw a rollercoaster that represents your school year.

Step 2: Get creative - try to include different colours or materials to represent different emotions or moments.

Step 3: Write a small piece of writing about your rollercoaster explaining the different parts.

Rollercoaster writing checklist:

Have you?			
Written in first person (I, we, us)			
Used varied sentence openers and connectives to compare and join ideas.			
Used ambitious vocabulary to enhance your thoughts, feelings and descriptions.			
Written in clear paragraphs.			
Added in all relevant punctuation (capital letters, full stops, commas etc).			
Proof-read your writing.			